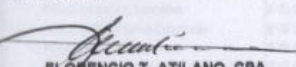


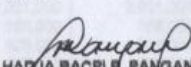
STATEMENT OF APPROPRIATIONS, ALLOTMENTS, OBLIGATIONS, DISBURSEMENTS AND BALANCES
As of the 2nd Quarter Ending JUNE 30, 2017

Department: ARMM
 Agency/Operating Units: DSWD
 Division/Province/City: _____
 Fiscal Year: 101101


x	Current Year Appropriations
	Supplemental Appropriations
	Continuing Appropriations

Particulars	UACS CODE	Appropriations			Allotments		Current Year Obligations			Current Year Disbursements			Balances		
		Authorized Appropriation	Adjustments	Adjusted Appropriations	Allotments Received	Adjusted Total Allotments	1st Quarter ending Jan-March	2nd Quarter ending April-June	Total	1st Quarter ending Jan-March	2nd Quarter ending April-June	Total	Unreleased Appropriations	Unobligated Allotment	Unpaid (15-20) Due and Demandable
		3	4	(3+4)=5	6	10 = (6+7+8+9)	11	12	15 = (11+12+13+14)	16	17	20 = (16+17+18+19)	21 = (5-10)	22=(10-15)	23
AGENCY SPECIFIC BUDGET															
Personnel Services	01	97,407,000		97,407,000	97,407,000	97,407,000	20,384,832	27,809,230	48,194,061	19,696,909	27,119,989	46,815,897	-	49,212,938	-
Maintenance and Other Operating Expenses-Regular	02	30,719,000		30,719,000	30,719,000	30,719,000	7,634,907	7,553,331	15,188,328	7,532,640	7,454,294	14,986,934	-	15,530,672	201,394
CAPITAL OUTLAY		30,000,000		30,000,000	30,000,000	30,000,000	-	-	-	-	-	-	-	30,000,000	-
DSWD-Banners program-MOOE															
SOCIAL PENSION FOR INDIGENT SENIOR CITIZEN			832,731,000	832,731,000	832,731,000	832,731,000	-	3,156,975	3,156,975	-	3,059,380	3,059,380	-	826,574,025	97,591
SUPPLEMENTARY FEEDING PROGRAM			223,437,000	223,437,000	223,437,000	223,437,000	-	1,480,309	1,480,309	-	1,480,309	1,480,309	-	221,956,691	-
RECOVERY and REINTEGRATION PROG. For TRAFFICKED PERSON			646,000	646,000	646,000	646,000	-	181,929	181,929	-	181,929	181,929	-	464,071	-
SUSTAINABLE LIVELIHOOD PROGRAM			-	-	-	-	-	-	-	-	-	-	-	-	-
SPECIAL PURPOSE FUNDS															
Pension and Gratuity Fund / Retirement Benefits Fund															
Personnel Services/TLB-NIDA C. IBOT			4,570,438	4,570,438	4,570,438	4,570,438	1,543,441	3,026,997	4,570,438	1,543,441	3,026,997	4,570,438	-	-	-
RLIP		8,813,000		8,813,000	8,813,000	8,813,000	2,035,421	2,018,725	4,054,147	2,035,421	2,018,725	4,054,147	-	4,756,853	-
TOTAL CURRENT YEAR BUDGET/APPROPRIATIONS		166,939,000	1,061,384,438	1,228,323,438	1,228,323,438	1,228,323,438	31,598,691	45,227,496	76,826,187	30,807,411	44,341,623	75,149,034	-	1,161,497,251	295,980
PRIOR YEAR's BUDGET/CONTINUING APPROPRIATIONS															
UNRELEASED APPROPRIATIONS															
PAMANA CDD			261,250,890	261,250,890	261,250,890	261,250,890	-	155,803,883	155,803,883	-	154,579,803	154,579,803	-	105,447,007	1,224,280
PAMANA MNLF			278,400,851	278,400,851	278,400,851	278,400,851	14,151,170	163,814,976	177,966,146	13,393,072	29,943,122	43,336,194	(0)	100,434,505	-
SPECIAL PURPOSE FUNDS															
Calamity Fund															
Maintenance and Other Operating Expenses															
Capital Outlays															
Priority Development Assistance Fund															
Maintenance and Other Operating Expenses															
UNOBLIGATED ALLOTMENT															
Personnel Services under (CFAI)															
Maintenance and Other Operating Expenses (BLP)			57,047,781	57,047,781	57,047,781	57,047,781	-	-	-	-	-	-	-	57,047,781	-
Capital Outlays															
TOTAL PRIOR YEAR's BUDGET/CONTINUING APPROPRIATION		-	596,699,322	596,699,322	596,699,323	596,699,323	14,151,170	319,618,859	333,770,029	13,393,072	184,822,726	197,915,797	(0)	262,929,294	1,224,280
GRAND TOTAL		166,939,000	1,658,083,760	1,825,022,760	1,825,022,761	1,825,022,761	45,749,861	464,846,355	410,596,216	44,200,483	228,864,349	273,064,831	(0)	1,414,426,545	1,523,260

Certified Correct:

FLORENCIO T. ATILANO, CPA
 Accountant II/Budget Officer-Designate

Certified Correct:

HARJA BACPI PANGANDAMAN
 Accountant-Designate



APPROVED BY:

HAROUN AL-RASHEED A. LUOMAN, JR.
 Regional Secretary